THIS DRAWING IS THE EXCLUSIVE PROPERTY OF MARQUARDT. WITHOUT THEIR CONSENT IT MAY NOT BE REPRODUCED OR GIVEN TO THIRD PARTIES.
CONFIDENTIAL
VERTRAULICH

1	2	3	4
recommended cut-out for snap-in fixing (edge opposite to snap-in direction)	wall thickness	length of cut-out	width of cut-out
	0.75 to 1.25	19.2-0.1	12.9+0.1
	1.25 to 2	19.4-0.1	12.9+0.1
	2 to 3	19.8-0.1	12.9+0.1

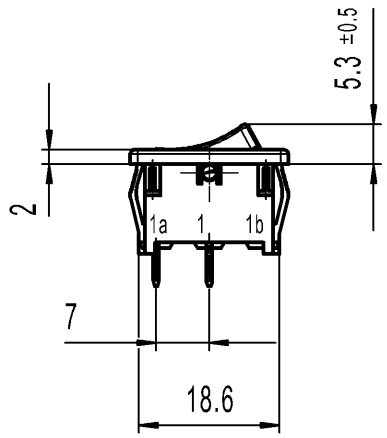

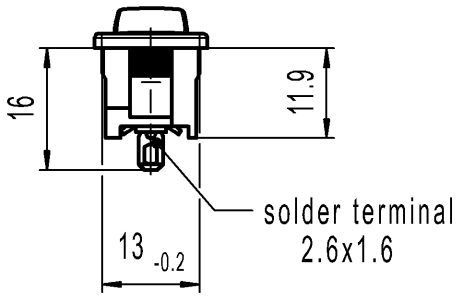

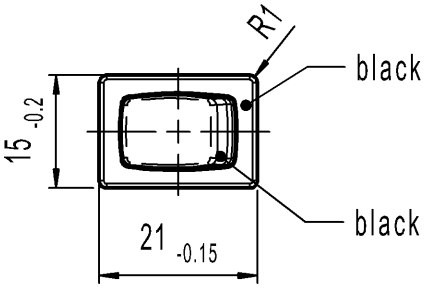

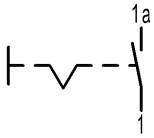

SPST
Suitable for appliances of class II

Marking
18..
6(4)/250~ 5E4
10(4)/250~ T100/55
5/50A 250V~

6A 125-250V AC
1/4 HP 125V AC
1/2 HP 250V AC
R 30

Code of manufacture: place/year/week

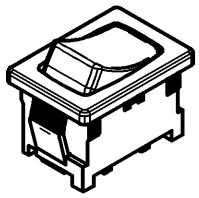

Figure	Type	Customer Part No.	Art.No.-PI
-	-	-	1801.6102-XX

Shape and location	Angle ± 2 °	Length			Radii	
	Edge tolerance	0-6	± 0.2	±		± 0.2
		>6-15	± 0.4	±		±
		>15-30	± 0.4	±		±
			±	±		±
			±	±		±
			±	±		±
			±	±		±
			±	±		±

Sheet	Format DIN	Projection	Scale
01	A4		1:1

All dimensions are in millimetres

Ident.	Document number	Index
K	18016102	c

Appliance Switch

Index	MEC-No.	Date (YYYY-MM-DD)	Edited by
c	137838	2021-08-13	JOSHIO
b	43724	2005-07-20	vor
a	25088	1997-06-27	SIG

System NX V1872

Replacement of Zg.gl.Nr.v.27.06.1997

MARQUARDT

Alle Rechte bei Marquardt, auch fuer den Fall von Schutzrechtsanmeldungen. Jede Verfuegungsbefugnis, wie Kopier- und Weitergaberecht, bei uns.